




ARCHITECTURAL
GRATES + DRAINS



Stormtech Pits

Linear Drain



Large Square Grate and Channels

Custom made square grate and channels to any dimension from either 316SS or 304SS.


Available in load Class A, B, C or D

Available with a Slip Resistant Dimple Finish.

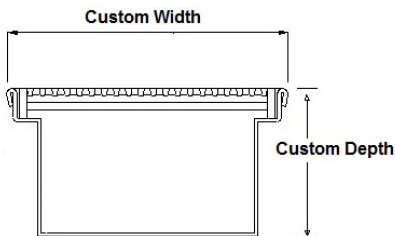
<http://www.stormtech.com.au/information/slip-resistance-finish>

Code Stormtech Pits
Range Custom Fabrication
Grate Style CR
Category Custom Made
Channel Material Stainless Steel

STORMTECH COLOUR FINISHES



Electroplate finishes subject to natural variation with time and local environment. Factors such as pools/surf beaches may require electropolishing. Contact us for suitability.



Grates longer than 1500mm supplied in sections. Tile Inserts longer than 1200mm supplied in sections. Channels over 3000mm supplied in sections with joiner. +/-2mm tolerance on dimensions.

PRODUCT APPLICATIONS

Bathroom Drainage	Pool and Spa Area Drainage
Aged / Health Care Drainage	Hospitality Drainage
Balcony Drainage	Paved Area Drainage
Commercial Drainage	Shower Drainage
Courtyard / Patio Drainage	Multi-Residential Drainage
Driveway Drainage	Special Needs Drainage

Copyright © Stormtech Pty Ltd. Patent 733361. Drawings not to scale, please use dimensions shown.
Downloaded 25/04/2025 (please check for updates)



Visit stormtech.com.au
for tools + inspiration.

Phone **1300 653 403**

Email info@stormtech.com.au