



ARCHITECTURAL
GRATES + DRAINS



250Custom-316-A

Linear Drain



316 stainless steel 250mm wide grate and custom channel depth.

Depth between 27mm and 260mm.

Available with a 5mm wire x 5mm gap and 5mm wire x 5mm gap Grate Grip slip resistant dimple finish

Suits Load Class A.

For site specific needs or unusual situations, choose from our Custom Fabrication range.

Stormtech can customise any drainage requirements to achieve maximum efficiency

Code 250Custom-316-A

Range Custom Fabrication

Grate Style CR

Category Custom Made


Channel Material Stainless Steel

Steel Grade 316

SPECIFICATIONS + DIMENSIONS

Channel Width	260mm
Channel Depth	27mm - 260mm
Length(s)	As Required
Outlet Size	DN40, DN50, DN65, DN80, DN100

STORMTECH COLOUR FINISHES

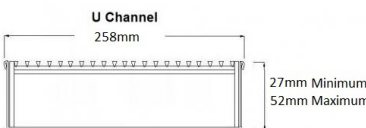
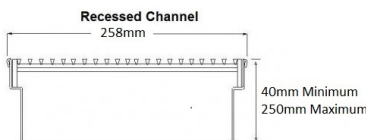


Electroplate finishes subject to natural variation with time and local environment. Factors such as pools/surf beaches may require electropolishing. Contact us for suitability.

PRODUCT APPLICATIONS

- | | |
|-----------------------------|----------------------------|
| Bathroom Drainage | Pool and Spa Area Drainage |
| Aged / Health Care Drainage | Hospitality Drainage |
| Balcony Drainage | Paved Area Drainage |
| Commercial Drainage | Shower Drainage |
| Courtyard / Patio Drainage | Multi-Residential Drainage |
| Driveway Drainage | Special Needs Drainage |

Copyright © Stormtech Pty Ltd. Patent 733361. Drawings not to scale, please use dimensions shown. Downloaded 13/03/2025 (please check for updates)



Grates longer than 1500mm supplied in sections. Tile Inserts longer than 1200mm supplied in sections. Channels over 3000mm supplied in sections with joiner. +/-2mm tolerance on dimensions.



Visit stormtech.com.au
for tools + inspiration.

Phone **1300 653 403**

Email info@stormtech.com.au