




ARCHITECTURAL
GRATES + DRAINS



100PSi40

Linear Drain

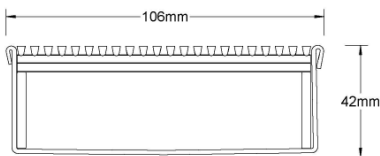


The 100PSi40 is a punched slot grate design.

Manufactured from 316 marine grade stainless steel this drainage is modular stainless steel kit

Please be aware that depending on the installation environment, for a pool installation or close to a surf beach, you may need to have your stainless steel grates electropolished.

Code 100PSi40
Range 100
Grate Style PS
Category Modular Kits
Channel Material Stainless Steel
Steel Grade 316




Grates longer than 1500mm supplied in sections. Tile Inserts longer than 1200mm supplied in sections. Channels over 3000mm supplied in sections with joiner. +/-2mm tolerance on dimensions.

SPECIFICATIONS + DIMENSIONS

Channel Width	106mm			
Channel Depth	42mm			
Length(s)	1000mm	1500mm	2000mm	2500mm
	3000mm	3500mm	4000mm	4500mm
	5000mm	5500mm	6000mm	
Outlet Size	DN40, DN50, DN65, DN80, DN100			

STORMTECH COLOUR FINISHES



Electroplate finishes subject to natural variation with time and local environment. Factors such as pools/surf beaches may require electropolishing. Contact us for suitability.

PRODUCT APPLICATIONS

- | | |
|-----------------------------|----------------------------|
| Bathroom Drainage | Hospitality Drainage |
| Aged / Health Care Drainage | Paved Area Drainage |
| Balcony Drainage | Shower Drainage |
| Commercial Drainage | Multi-Residential Drainage |
| Courtyard / Patio Drainage | Special Needs Drainage |
| Pool and Spa Area Drainage | Threshold Drainage |

Copyright © Stormtech Pty Ltd. Patent 733361. Drawings not to scale, please use dimensions shown. Downloaded 21/11/2024 (please check for updates)



Visit stormtech.com.au
for tools + inspiration.

Phone **1300 653 403**

Email info@stormtech.com.au