



ARCHITECTURAL
GRATES + DRAINS



125Custom-316-A

Linear Drain



316 stainless steel 125mm wide grate and custom channel depth.

Depth between 22mm and 135mm.

Available with a 3mm wire x 5mm gap, 5mm wire x 5mm gap, 5mm wire x 5mm gap MORE GRIP slip resistant dimple finish

Suits Load Class A

For site specific needs or unusual situations, choose from our Custom Fabrication range.

Stormtech can customise any drainage requirements to achieve maximum efficiency

Code 125Custom-316-A

Range Custom Fabrication

Grate Style CR

Category Custom Made


Channel Material Stainless Steel

Steel Grade 316

SPECIFICATIONS + DIMENSIONS

Channel Width	135mm
Channel Depth	22mm - 135mm
Length(s)	As Required
Outlet Size	DN40, DN50, DN65, DN80, DN100

STORMTECH COLOUR FINISHES

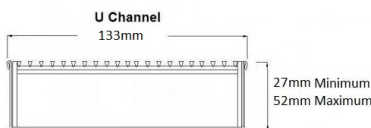
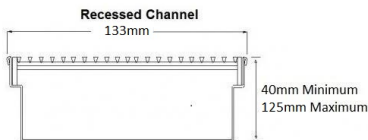


Electroplate finishes subject to natural variation with time and local environment. Factors such as pools/surf beaches may require electropolishing. Contact us for suitability.

PRODUCT APPLICATIONS

- Bathroom Drainage
- Aged / Health Care Drainage
- Balcony Drainage
- Commercial Drainage
- Courtyard / Patio Drainage
- Driveway Drainage
- Pool and Spa Area Drainage
- Hospitality Drainage
- Paved Area Drainage
- Shower Drainage
- Multi-Residential Drainage
- Special Needs Drainage

Copyright © Stormtech Pty Ltd. Patent 733361. Drawings not to scale, please use dimensions shown. Downloaded 04/04/2025 (please check for updates)



Grates longer than 1500mm supplied in sections. Tile Inserts longer than 1200mm supplied in sections. Channels over 3000mm supplied in sections with joiner. +/-2mm tolerance on dimensions.



Visit stormtech.com.au
for tools + inspiration.

Phone **1300 653 403**

Email info@stormtech.com.au