



Ordering Your Linear Drainage.

3 WAYS TO ORDER




- 1 Fixed Length
- 2 Made-to-Length
- 3 Modular Kit

Choose the Stormtech Linear Drainage which suits your installation requirements.

Fixed Length Units

Fully finished stainless steel drainage unit ready for installation.

› NO ASSEMBLY REQUIRED

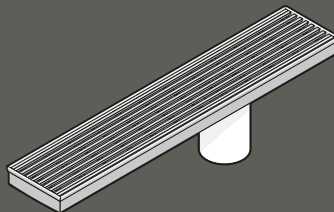


- ✓ **Fixed Length Linear Drain**
900mm | 1000mm | 1200mm | 1500mm
- ✓ **Centred Drainage Outlet**
Fixed channel outlet aligned to centre.
- ✓ **In Stock**
Available from Stormtech Distributors.

Made-to-Length Units

Custom length, fully finished stainless steel drainage unit ready for installation.

› NO ASSEMBLY REQUIRED

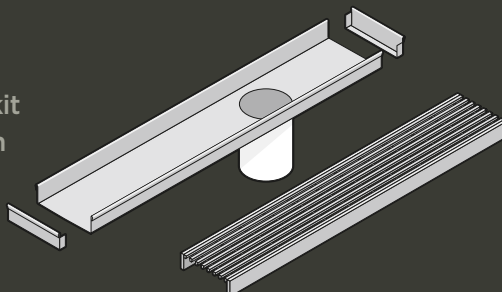


- ✓ **Custom Length Linear Drain**
Smart design by Stormtech.
- ✓ **Custom Outlet Position**
Channel outlet aligned to specification.
- ✓ **Fast 3-5 Day Dispatch**
Express manufacture and dispatch.

Modular Kits

Modular, site finished kit designed for maximum flexibility and ease of installation.

› TRIM AND INSTALL



- ✓ **Modular Linear Drainage Kit**
Adjustable length design.
- ✓ **Stainless Steel or uPVC**
Select from channel and fittings material.
- ✓ **In Stock**
Available from Stormtech Distributors.

Stormtech Linear Drainage Guide



Linear Drainage Indoor / Outdoor Applications



AR
Architectural

| DIMENSIONS - WIDTH X DEPTH - | MADE TO LENGTH - CUSTOM OUTLET - | FIXED LENGTH - CENTRE OUTLET - | MODULAR KITS | |
|---------------------------------|-------------------------------------|-----------------------------------|-------------------------|--------------|
| | All Stainless Steel | All Stainless Steel | Stainless Steel Channel | uPVC Channel |
| 106mm x 23mm | 100ARi20MTL | 100ARiCO20 | 100ARi20 | 100ARG20 |
| 106mm x 32mm | - | - | - | 100ARG30 |
| 106mm x 42mm | 100ARi40MTL | - | - | - |
| 74mm x 27mm | 65ARi25MTL | 65ARiCO25 | 65ARi25 | 65ARG25 |
| 74mm x 42mm | 65ARi40MTL | - | 65ARi40 | 65ARG40 |
| 46mm x 42mm | 38ARi40MTL | - | - | 38ARG40 |



TR
Standard Range

| | | | | |
|--------------|-------------|------------|----------|---------|
| 106mm x 23mm | 100TRi20MTL | 100TRiCO20 | 100TRi20 | 10TRG20 |
| 106mm x 42mm | 100TRi40MTL | - | - | - |
| 74mm x 27mm | 65TRi25MTL | 65TRiCO25 | 65TRi25 | 65TRG25 |
| 74mm x 42mm | 65TRi40MTL | - | 65TRi40 | 65TRG40 |



Ti
Tile Insert

| | | | | |
|--------------|------------|-----------|---------|----------|
| 106mm x 23mm | 100Ti20MTL | 100TiCO20 | 100Ti20 | 100TiG20 |
| 106mm x 31mm | 100Ti30MTL | 100TiCO30 | - | - |
| 106mm x 42mm | 100Ti40MTL | - | - | - |
| 74mm x 27mm | 65Ti25MTL | 65TiCO25 | 65Ti25 | 65TiG25 |
| 74mm x 31mm | 65Ti30MTL | 65TiCO30 | - | - |
| 74mm x 42mm | 65Ti40MTL | - | 65Ti40 | - |



MND
Marc Newson

| | | | | |
|--------------|--------------|-------------|-----------|-----------|
| 106mm x 23mm | 100MNDi20MTL | 100MNDiCO20 | 100MNDi20 | 100MNDG20 |
| 74mm x 27mm | 65MNDi25MTL | 65MNDiCO25 | 65MNDi25 | 65MNDG25 |



PS
Punched Slot

| | | | | |
|--------------|-------------|------------|----------|----------|
| 106mm x 23mm | 100PSi20MTL | 100PSiCO20 | 100PSi20 | 100PSG20 |
| 106mm x 42mm | 100PSi40MTL | - | - | - |
| 74mm x 27mm | 65PSi25MTL | 65PSiCO25 | 65PSi25 | 65PSG25 |
| 74mm x 42mm | 65PSi40MTL | - | 65PSi40 | 65PSG40 |
| 46mm x 42mm | 38PSi40MTL | - | - | 38PSG40 |



FT
Flat Top

| | | | | |
|--------------|-------------|---|---|---|
| 106mm x 23mm | 100FTi20MTL | - | - | - |
| 74mm x 27mm | 65FTi25MTL | - | - | - |