



WaterMark

Certificate of Conformity

Pro-Switch Pty Ltd grants to the WaterMark Approved User:

Stormtech Pty Ltd

Trading as Stormtech Pty Ltd

the right to use the WaterMark as shown above in conjunction with the Certificate No. on product/s as identified in the WaterMark Schedule and as listed on the WaterMark database www.abcb.gov.au/Product-Certification/WaterMark-Certification-Scheme which have been shown to comply with the appropriate Applicable Specification referred to below and as amended from time to time. The WaterMark User is granted a licence to use the WaterMark subject to the rules governing the use of the WaterMark.

Product Type: Waste Fittings
Product Use: Sanitary Drainage
Brand: STORMTECH/KADO
Certification Specification/s: WMTS 040:2021 Waste pipe connection outlets and gratings, separate or integral
Conditions or Limitations: To be installed in accordance with Plumbing Code of Australia (PCA)

Simon Clarke
General Manager

Issue Date: 4th November 2022
Initial Issue Date: 24th July 2009
Expiry Date: 20th June 2024

Certificate No.: 21249

This Certificate is issued by a JAS-ANZ accredited certification body. The ABCB and JAS-ANZ do not in any way warrant, guarantee or represent that the product the subject of this Certificate conforms to the WaterMark Certification Scheme Rules, nor accepts any liability arising out of the use of the product. The ABCB disclaims to the extent permitted by law, all liability (including negligence) for claims of losses, expenses, damages and costs arising as a result of the use of the product(s) referred to in this Certificate. The WaterMark Certification Scheme is a conformity assessment scheme based on ISO/IEC 17067. This Certificate may only be reproduced in its entirety





WaterMark Certification Schedule

The WaterMark User	Stormtech Pty Ltd ABN: 88 101 205 556 22 Norfolk Ave South Nowra, NSW 2541 AUSTRALIA Website: www.stormtech.com.au
Certificate Number	21249
Evaluation Specification/s:	WMTS 040:2021 Waste pipe connection outlets and gratings, separate or integral

Product Listing


Model Identification	Model Name	Brand Name	Product Description	Inlet designation	Outlet designation	Materials
38ARG	ARG	STORMTECH	DN100 Floor Waste Channel Drain and Grate (38Wx40Dmm) Wedge Wire #316 Stainless Steel Grate PVC Waste Body Plain Spigot	DN100	DN40, DN50	Composite #316 Stainless and uPVC
65ARG25	ARG	STORMTECH	DN150 Floor Waste Channel Drain and Grate (65Wx25Dmm) Wedge Wire #316 Stainless Steel Grate PVC Waste Body Plain Spigot Outlet	DN150	DN40, DN50	Composite #316 Stainless and uPVC
100ARG20	ARG	STORMTECH	DN150 Floor Waste Channel Drain and Grate (100Wx20Dmm) Wedge Wire #316 Stainless Steel Grate PVC Waste Body Plain Spigot Outlet	DN150	DN40 DN50 DN80 DN100	Composite #316 Stainless and uPVC



Pro-Switch Pty Ltd ABN 37 121 022 366
PO Box 3082 Norman Park Queensland 4170 Australia
Phone: +61 408 704 809
Email: info@pro-switch.com.au
www.pro-switch.com.au



Certificate Number: 21249
Issue Date: 4th November 2022
Issue: 04 Revision: CR21



Model Identification	Model Name	Brand Name	Product Description	Inlet designation	Outlet designation	Materials
65ARI25	ARI	STORMTECH	DN150 Floor Waste Channel Drain and Grate (65Wx25Dmm) Wedge Wire #316 Stainless Steel Grate and #316 Stainless Steel Waste Body Plain Spigot Outlet	DN150	DN40 DN50 DN65	#316 Stainless Steel
65TiG40	Ti	STORMTECH	DN150 Floor Waste Channel Drain and Grate (65Wx40Dmm) #316 Stainless Steel Tile Insert Grate PVC Waste Body Plain Spigot Outlet	DN150	DN40 DN50	Composite #316 Stainless and uPVC
65TiI40	Ti	STORMTECH	DN150 Floor Waste Channel Drain and Grate (65Wx40Dmm) #316 Stainless Steel Tile Insert Grate and #316 Stainless Steel Waste Body Plain Spigot Outlet	DN150	DN40 DN50 DN65	#316 Stainless Steel
65ARG40	ARG	STORMTECH	DN150 Floor Waste Channel Drain and Grate (65Wx40Dmm) Wedge Wire #316 Stainless Steel Grate PVC Waste Body Plain Spigot Outlet	DN150	DN40 DN50	Composite #316 Stainless and uPVC
100ARG30	ARG	STORMTECH	DN150 Floor Waste Channel Drain and Grate (100Wx30Dxmm) Wedge Wire #316 Stainless Steel Grate PVC Waste Body Plain Spigot Outlet	DN150	DN40 DN50 DN80 DN100	Composite #316 Stainless and uPVC



Model Identification	Model Name	Brand Name	Product Description	Inlet designation	Outlet designation	Materials
65ARi40	ARi	STORMTECH	DN150 Floor Waste Channel Drain and Grate (65Wx40Dmm) Wedge Wire #316 Stainless Steel Grate and #316 Stainless Steel Waste Body Plain Spigot Outlet	DN150	DN40 DN50 DN65	#316 Stainless Steel
100ARi20	ARi	STORMTECH	DN150 Floor Waste Channel Drain and Grate (100Wx20Dxmm) Wedge Wire #316 Stainless Steel Grate and #316 Stainless Steel Waste Body Plain Spigot Outlet	DN150	DN40 DN50 DN80 DN100	#316 Stainless Steel
65ARiC25	ARiC	STORMTECH	DN150 Floor Waste Channel Drain and Grate (65Wx25Dmm) Wedge Wire #316 Stainless Steel Grate and #316 Stainless Steel Waste Body Plain Spigot Outlet	DN150	DN40 DN50 DN65	#316 Stainless Steel
65ARiC40	ARiC	STORMTECH	DN150 Floor Waste Channel Drain and Grate (65Wx40Dmm) Wedge Wire #316 Stainless Steel Grate and #316 Stainless Steel Waste Body Plain Spigot Outlet	DN150	DN40 DN50 DN65	#316 Stainless Steel
100ARiC020	ARiC	STORMTECH	DN150 Floor Waste Channel Drain and Grate (100Wx20Dmm) Wedge Wire #316 Stainless Steel Grate and #316 Stainless Steel Waste Body Plain Spigot Outlet	DN150	DN40 DN50 DN65 DN80 DN100	#316 Stainless Steel



Model Identification	Model Name	Brand Name	Product Description	Inlet designation	Outlet designation	Materials
65ARTDI	ARTDI	STORMTECH	DN150 Floor Waste Channel Drain and Grate (65WxCustomDmm) #316 Stainless Steel Wedge Wire Grate and #316 Stainless Steel Waste Body Plain Spigot Outlet for Doorstill Applications	DN150	DN40 DN50 DN65	#316 Stainless Steel
100ARTDI	ARTDI	STORMTECH	DN150 Floor Waste Channel Drain and Grate (100WxCustomDmm) #316 Stainless Steel Wedge Wire Grate and #316 Stainless Steel Waste Body Plain Spigot Outlet for Door Sill Applications	DN150	DN40 DN50 DN65 DN80 DN100	#316 Stainless Steel
65MNDG25	MNDG	STORMTECH	DN150 Floor Waste Channel Drain and Grate (65Wx25Dmm) #316 Stainless Steel Tessellated Pattern Grate and PVC Waste Body Plain Spigot Outlet	DN150	DN40 DN50	Composite #316 Stainless and uPVC
65MNDi25	MNDi	STORMTECH	DN150 Floor Waste Channel Drain and Grate (65Wx25Dmm) #316 Stainless Steel Tessellated Pattern Grate and #316 Stainless Steel Waste Body Plain Spigot Outlet	DN150	DN40 DN50 DN65	#316 Stainless Steel
65PHG25	PHG	STORMTECH	DN150 Floor Waste Channel Drain and Grate (65Wx25Dmm) #316 Stainless Steel Circular Hole Punched Grate PVC Waste Body Plain Spigot Outlet	DN150	DN40 DN50	Composite #316 Stainless and uPVC



Pro-Switch Pty Ltd ABN 37 121 022 366
 PO Box 3082 Norman Park Queensland 4170 Australia
 Phone: +61 408 704 809
 Email: info@pro-switch.com.au
www.pro-switch.com.au



Certificate Number: 21249
 Issue Date: 4th November 2022
 Issue: 04 Revision: CR21


Model Identification	Model Name	Brand Name	Product Description	Inlet designation	Outlet designation	Materials
65PHG40	PHG	STORMTECH	DN150 Floor Waste Channel Drain and Grate (65Wx40Dmm) #316 Stainless Steel Circular Hole Punched Grate PVC Waste Body Plain Spigot Outlet	DN150	DN40 DN50	Composite #316 Stainless and uPVC
38PHG	PHG	STORMTECH	DN100 Floor Waste Channel Drain and Grate (38Wx40Dxmm) #316 Stainless Steel Circular Hole Punched Grate PVC Waste Body Plain Spigot Outlet	DN100	DN40 DN50	Composite #316 Stainless and uPVC
65PHI25	PHI	STORMTECH	DN150 Floor Waste Channel Drain and Grate (65Wx25Dmm) #316 Stainless Steel Circular Hole Punched Grate and #316 Stainless Steel Waste Body Plain Spigot Outlet	DN150	DN40 DN50 DN65	#316 Stainless Steel
65PHI40	PHI	STORMTECH	DN150 Floor Waste Channel Drain and Grate (65Wx40Dmm) #316 Stainless Steel Circular Hole Punched Grate and #316 Stainless Steel Waste Body Plain Spigot Outlet	DN150	DN40 DN50 DN65	#316 Stainless Steel
65PSG25	PSG	STORMTECH	DN150 Floor Waste Channel Drain and Grate (65Wx25Dmm) #316 Stainless Steel Slot Perforated Grate PVC Waste Body Plain Spigot Outlet	DN150	DN40 DN50	Composite #316 Stainless and uPVC



Model Identification	Model Name	Brand Name	Product Description	Inlet designation	Outlet designation	Materials
38PSG	PSG	STORMTECH	DN100 Floor Waste Channel Drain and Grate (38Wx40Dmm) #316 Stainless Steel Slot Perforated Grate PVC Waste Body Plain Spigot Outlet	DN100	DN40 DN50	Composite #316 Stainless and uPVC
65PSG40	PSG	STORMTECH	DN150 Floor Waste Channel Drain and Grate (65Wx40Dmm) #316 Stainless Steel Slot Perforated Grate PVC Waste Body Plain Spigot Outlet	DN150	DN40 DN50	Composite #316 Stainless and uPVC
65PSI25	PSI	STORMTECH	DN150 Floor Waste Channel Drain and Grate (65Wx25Dmm) #316 Stainless Steel Slot Perforated Grate and #316 Stainless Steel Waste Body Plain Spigot Outlet	DN150	DN40 DN50 DN65	#316 Stainless Steel
65PSI40	PSI	STORMTECH	DN150 Floor Waste Channel Drain and Grate (65Wx40Dmm) #316 Stainless Steel Slot Perforated Grate and #316 Stainless Steel Waste Body Plain Spigot Outlet	DN150	DN40 DN50 DN65	#316 Stainless Steel
25SDIF	SDIF	STORMTECH	DN80 Floor Waste Channel Drain and Grate (25Wx40Dmm) Wedge Wire #316 Stainless Steel Grate and #316 Stainless Steel Waste Body Plain Spigot Outlet	DN80	DN40 DN50 DN65 DN80 DN100	#316 Stainless Steel



Model Identification	Model Name	Brand Name	Product Description	Inlet designation	Outlet designation	Materials
SQ100Ti	SQ	STORMTECH	DN130 #316 Stainless Steel Waste and Tile Insert Grate Plain Spigot Outlet	DN130	DN40 DN50 DN65 DN80	#316 Stainless Steel
SQ100AR	SQ	STORMTECH	DN100 #316 Stainless Steel Waste and Wedge Wire Grate Plain Spigot Outlet	DN130	DN40 DN50 DN65 DN80	#316 Stainless Steel
65Ti30MTL	Ti	STORMTECH	DN150 Floor Waste Channel Drain and Grate (65Wx30Dmm) #316 Stainless Steel Tile Insert Grate and #316 Stainless Steel Waste Body Plain Spigot Outlet	DN150	DN40 DN50 DN65	#316 Stainless Steel
100Ti40	Ti	STORMTECH	DN150 Floor Waste Channel Drain and Grate (100Wx40Dmm) #316 Stainless Steel Tile Insert Grate and #316 Stainless Steel Waste Body Plain Spigot Outlet	DN150	DN40 DN50 DN65 DN80 DN100	#316 Stainless Steel
100Ti30MTL	Ti	STORMTECH	DN150 Floor Waste Channel Drain and Grate (100Wx30Dxmm) #316 Stainless Steel Tile Insert Grate and #316 Stainless Steel Waste Body Plain Spigot Outlet	DN150	DN40 DN50 DN65 DN80 DN100	#316 Stainless Steel
100TiTDi	TiTDi	STORMTECH	DN150 Floor Waste Channel Drain and Grate (65WxCustomDmm) #316 Stainless Steel Tile Insert Grate and #316 Stainless Steel Waste Body Plain Spigot Outlet for Door Sill Applications	DN150	DN40 DN50 DN65 DN80 DN100	#316 Stainless Steel



Model Identification	Model Name	Brand Name	Product Description	Inlet designation	Outlet designation	Materials
65TITDi	TITDi	STORMTECH	DN150 Floor Waste Channel Drain and Grate (100WxCustomDmm) #316 Stainless Steel Tile Insert Grate and #316 Stainless Steel Waste Body Plain Spigot Outlet for Door Sill Applications	DN150	DN40 DN50 DN65	#316 Stainless Steel
VC155-45	VC	STORMTECH	DN150 Floor Waste Channel Drain and Grate (155Wx45Dmm) #316 Stainless Steel Wedge Wire Grate and #316 Stainless Steel Waste Body Plain Spigot Outlet for Vinyl Floor Applications	DN150	DN40 DN50 DN65	#316 Stainless Steel
VC100-25	VC	STORMTECH	DN150 Floor Waste Channel Drain and Grate (155Wx25Dmm) #316 Stainless Steel Wedge Wire Grate and #316 Stainless Steel Waste Body Plain Spigot Outlet for Vinyl Floor Applications	DN150	DN40 DN50 DN65 DN80 DN100	#316 Stainless Steel
VC100-42	VC	STORMTECH	DN150 Floor Waste Channel Drain and Grate (155Wx45Dmm) #316 Stainless Steel Wedge Wire Grate and #316 Stainless Steel Waste Body Plain Spigot Outlet for Vinyl Floor Applications	DN150	DN40 DN50 DN65 DN80 DN100	#316 Stainless Steel



Model Identification	Model Name	Brand Name	Product Description	Inlet designation	Outlet designation	Materials
ALCF	Adjustable Leak Control Flange	STORMTECH	Adjustable Leak Control Flange Inlet	DN150	DN40 DN50 DN65 DN80 DN100 DN150	PVC/ABS
Custom	MTS	STORMTECH	Floor Waste Channel Drain and Grate Customised (38 to 600mmWx20mm min D) #304/316 Stainless Steel Wedge Wire Punched Solid or Tile Insert Grate and #316 Stainless Steel Waste Body Plain Spigot Outlet Variable Length	DN150	DN40 DN50 DN65 DN80 DN100 DN150	#316 or 304 Stainless Steel
90TI30	Lux Ti	KADO	DN150 Floor Waste Channel Drain and Grate (90Wx30Dxmm) #316 Stainless Steel Tile Insert Grate and #316 Stainless Steel Waste Body Plain Spigot Outlet	DN150	DN40 DN50 DN65 DN80	#316 Stainless Steel
90SB20	Classic	KADO	DN150 Floor Waste Channel Drain and Grate (90Wx30Dxmm) #316 Stainless Steel Square Perforated Grate and #316 Stainless Steel Waste Body Plain Spigot Outlet	DN150	DN40 DN50 DN65 DN80	#316 Stainless Steel
90AE20	Cirque	KADO	DN150 Floor Waste Channel Drain and Grate (90Wx30Dxmm) #316 Stainless Steel Slot Perforated Grate and #316 Stainless Steel Waste Body Plain Spigot Outlet	DN150	DN40 DN50 DN65 DN80	#316 Stainless Steel



Model Identification	Model Name	Brand Name	Product Description	Inlet designation	Outlet designation	Materials
90AS20	Lux	KADO	DN150 Floor Waste Channel Drain and Grate (90Wx30Dxmm) #316 Stainless Steel Slot Perforated Grate and #316 Stainless Steel Waste Body Plain Spigot Outlet	DN150	DN40 DN50 DN65 DN80	#316 Stainless Steel
SQ100TR	SQ	STORMTECH	105x105mm x DN100 #316 Stainless Steel Waste and Wedgewire Grate Plain Spigot Outlet	DN100	DN40 DN50 DN65 DN80 DN100	#316 Stainless Steel
100Ti20	Ti	STORMTECH	DN100 Floor Waste Channel Drain and Grate (100Wx20Dmm) #316 Stainless Steel Tile Insert Grate and #316 Stainless Steel Waste Body Plain Spigot Outlet	DN100	DN40 DN50 DN65 DN80 DN100	#316 Stainless Steel
100TiG20	Ti	STORMTECH	DN100 Floor Waste Channel Drain and Grate (100Wx20Dmm) #316 Stainless Steel Tile Insert Grate and PVC Waste Body Plain Spigot Outlet	DN100	DN40 DN50 DN80 DN100	Composite #316 Stainless and uPVC
SQ170	SQ	STORMTECH	170x170mm #316 Stainless Steel Square Tile Insert Floor Waste Grate and Surround	DN100	DN50 DN80 DN100	#316 Stainless Steel
65TRi25	TR	STORMTECH	DN150 Floor Waste Channel Drain and Grate (65Wx25Dmm) #316 Stainless Steel Slot Welded Grate #316 Stainless Steel Waste Body Plain Spigot Outlet	DN150	DN40 DN50 DN65	#316 Stainless Steel



Model Identification	Model Name	Brand Name	Product Description	Inlet designation	Outlet designation	Materials
100TRI20	TR	STORMTECH	DN150 Floor Waste Channel Drain and Grate (100Wx20Dmm) #316 Stainless Steel Welded Grate #316 Stainless steel Waste Body Plain Spigot Outlet	DN150	DN40 DN50 DN65 DN80 DN100	#316 Stainless Steel
SQ150CR	CR	STORMTECH	DN150 #316 Stainless Steel Waste and Welded Grate Plain Spigot Outlet	DN150	DN50 DN80 DN100 DN150	#316 Stainless Steel
SQ200CR	CR	STORMTECH	DN200 Waste and Welded Grate Plain Spigot Outlet	DN150	DN40 DN50 DN65 DN80 DN100 DN150	#316 Stainless Steel
100PSI20	PSI	STORMTECH	DN150 Floor Waste Channel Drain and Grate (100Wx20Dmm) #316 Stainless Steel Punched Grate and #316 Stainless Steel Waste Body Plain Spigot Outlet	DN150	DN40 DN50 DN65 DN80 DN100	#316 Stainless Steel
100PSG20	PSG	STORMTECH	DN150 Floor Waste Channel Drain and Grate (100Wx20Dmm) #316 Stainless Steel Punched Grate PVC Waste Body Plain Spigot Outlet	DN100	DN40 DN50 DN80 DN100	Composite #316 Stainless and uPVC
100TRG20	TR	STORMTECH	DN150 Floor Waste Channel Drain and Grate (100Wx20Dmm) #316 Stainless Steel Wedge Wire Grate PVC Waste Body Plain Spigot Outlet	DN100	DN40 DN50 DN80 DN100	Composite #316 Stainless and uPVC



Model Identification	Model Name	Brand Name	Product Description	Inlet designation	Outlet designation	Materials
65TRG25	TR	STORMTECH	DN150 Floor Waste Channel Drain and Grate (65Wx25Dmm) #316 Stainless Steel Wedge Wire Grate PVC Waste Body Plain Spigot Outlet	DN100	DN40 DN50	Composite #316 Stainless and uPVC
65TiI25	Ti	STORMTECH	DN150 Floor Waste Channel Drain and Grate (65Wx25Dmm) #316 Stainless Steel Tile Insert Grate and #316 Stainless Steel Waste Body Plain Spigot Outlet	DN100	DN40 DN50 DN65	#316 Stainless Steel
65TiG25	TiG	STORMTECH	DN150 Floor Waste Channel Drain and Grate (65Wx25Dmm) #316 Stainless Steel Tile Insert Grate Grate PVC Waste Body Plain Spigot Outlet	DN100	DN40 DN50	Composite #316 Stainless and uPVC
SQ100PS	SQ	STORMTECH	105x105mm x DN100 #316 Stainless Steel Waste and Punched Grate Plain Spigot Outlet	DN150	DN50 DN80 DN100	#316 Stainless Steel
CusMTS	MTS	STORMTECH	Floor Waste Channel Drain and Grate Customised (38 to 600mmWx15mm min D) #304/316 Stainless Steel Wedge Wire Punched Solid or Tile Insert Grate and #316 Stainless Steel Waste Body Plain Spigot Variable Length	DN200	DN40 DN50 Dn65 DN80 DN100 DN150 DN200	#316 Stainless Steel




Model Identification	Model Name	Brand Name	Product Description	Inlet designation	Outlet designation	Materials
120SCSTiiMTL	Shower Screen Support Channel	Stormtech	DN150 Floor Waste Channel Drain and Tile Insert Grate (120Wx20Dmm) 316 stainless steel Waste Body with integral shower screen support Plain Spigot Outlet	DN150	DN50 DN80 DN100	#316 Stainless Steel
120SCSTIXiMTL	Shower Screen Support Channel	Stormtech	DN150 Floor Waste Channel Drain and Single Slot Tile Insert Grate (120Wx20Dmm) 316 stainless steel Waste Body with integral shower screen support Plain Spigot Outlet	DN150	DN50 DN80 DN100	#316 Stainless Steel
120SCSARiMTL	Shower Screen Support Channel	Stormtech	DN150 Floor Waste Channel Drain and Architectural Wedgewire Grate (120Wx20Dmm) 316 stainless steel Waste Body with integral shower screen support Plain Spigot Outlet	DN150	DN50 DN80 DN100	#316 Stainless Steel
120SCSTRiMTL	Shower Screen Support Channel	Stormtech	DN150 Floor Waste Channel Drain and Standard Wedgewire Grate (120Wx20Dmm) 316 stainless steel Waste Body with integral shower screen support Plain Spigot Outlet	DN150	DN50 DN80 DN100	#316 Stainless Steel
120SCSPSiMTL	Shower Screen Support Channel	Stormtech	DN150 Floor Waste Channel Drain and Punched Slot Grate (120Wx20Dmm) 316 stainless steel Waste Body with integral shower screen support Plain Spigot Outlet	DN150	DN50 DN80 DN100	#316 Stainless Steel



Pro-Switch Pty Ltd ABN 37 121 022 366
 PO Box 3082 Norman Park Queensland 4170 Australia
 Phone: +61 408 704 809
 Email: info@pro-switch.com.au
www.pro-switch.com.au



Certificate Number: 21249
 Issue Date: 4th November 2022
 Issue: 04 Revision: CR21



Model Identification	Model Name	Brand Name	Product Description	Inlet designation	Outlet designation	Materials
120SCSPPSIMTL	Shower Screen Support Channel	Stormtech	DN150 Floor Waste Channel Drain and Punched Perpendicular Slot Grate (120Wx20Dmm) 316 stainless steel Waste Body with integral shower screen support Plain Spigot Outlet	DN150	DN50 DN80 DN100	#316 Stainless Steel
120SCSPASIMTL	Shower Screen Support Channel	Stormtech	DN150 Floor Waste Channel Drain and Punched Angle Slot Grate (120Wx20Dmm) 316 stainless steel Waste Body with integral shower screen support Plain Spigot Outlet	DN150	DN50 DN80 DN100	#316 Stainless Steel
120SCSMNDiMT L	Shower Screen Support Channel	Stormtech	DN150 Floor Waste Channel Drain and Marc Newson Design Grate (120Wx20Dmm) 316 stainless steel Waste Body with integral shower screen support Plain Spigot Outlet	DN150	DN50 DN80 DN100	#316 Stainless Steel
100AA2G0	100AA20 Wave Grate uPVC channel	Stormtech	DN150 Floor Waste Channel Drain and Grate (106Wx23Dmm) Anodised aluminium Grate PVC Waste Body	DN150	DN40, DN50, DN80, DN100	Composite aluminium and uPVC
100AAi20	100AA20 Wave Grate stainless channel	Stormtech	DN150 Floor Waste Channel Drain and Grate (106Wx23Dmm) Anodised aluminium Grate #316 stainless channel	DN150	DN40, DN50, DN80, DN100	Composite aluminium and stainless steel

